


Worksheet

Grade 4 - Mathematics

Chapter 7 – Symmetry and Patterns

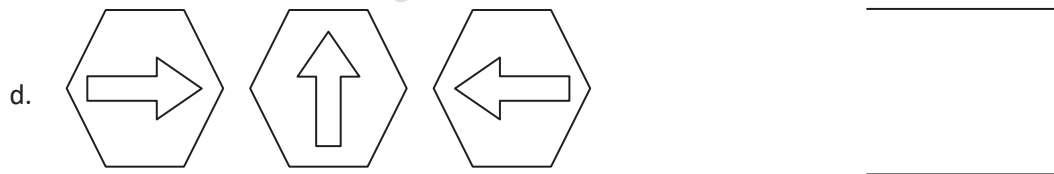
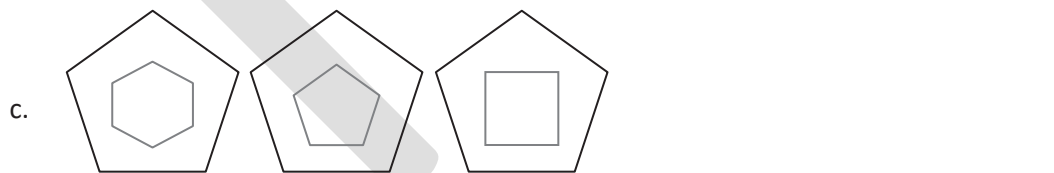
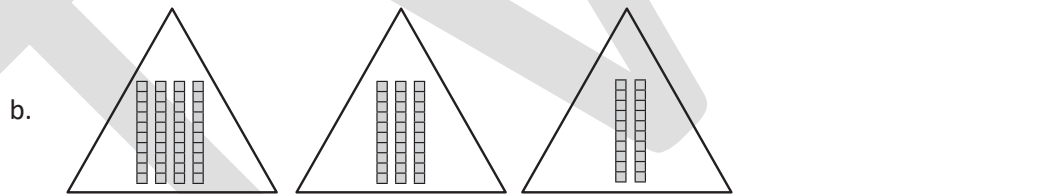
1. Complete the patterns.



2. Identify the number that belongs to the patterns.

- a. 1, 4, _____, 10 (5, 6, 7, 9)
- b. 4, _____, 14, 19 (9, 10, 8, 11)
- c. 5, 10, _____, 20 (11, 13, 14, 15)
- d. 6, 11, _____, 21 (12, 14, 15, 16)

3. Draw the next shape in the pattern.



4. Draw the line(s) of symmetry for the following figures.

- a. 
- b. 
- c. 
- d. 

5.

A	B	C	D	E	F	G	H	I	J	K	L	M	N	O	P	Q	R	S	T	U	V	W	X	Y	Z
1	2	3	4	5	6	7	8	9	10	11	12	13	14	15	16	17	18	19	20	21	22	23	24	25	26

Use the given code to make codes for the following messages.

- a. I love maths
- b. We should smile
- c. It was very cold
- d. A sunny day

